

July 20, 2015

The Secretary
National Stock Exchange of India Limited
Capital Market – Listing
Exchange Plaza, 5th Floor
Plot No. C/1, G Block
Bandra-Kurla Complex, Bandra (E)
Mumbai 400 051

Dear Sir,

Sub: Shareholding pattern for the quarter ended 30th June 2015

Kindly refer to the circular no.SEBI/CFD/DCR/SAST/1/2011/09/23 dated 23rd September 2011 amending Clause 35 of the equity listing agreement consequent to the Securities and Exchange Board of India (Substantial Acquisition of Shares and Takeovers) Regulations, 2011. We enclose the statement showing shareholding pattern as per Clause 35 of the listing agreement in the amended format for the quarter ended 30th June 2015.

Kindly note that the necessary arrangement is being made to post information in our website as required under the listing agreement.

We request you to take the above on record and acknowledge receipt.
Thanking you,

Yours faithfully,
For Cholamandalam Investment and Finance Company Limited



P Sujatha
Company Secretary

Encl.: As above

(1)(a) STATEMENT SHOWING SHAREHOLDING PATTERN IN CLAUSE-35

NAME OF THE COMPANY: CHOLAMANDALAM INVESTMENT AND FINANCE COMPANY LIMITED


NAME OF THE SCRIP : CHOLAMANDALAM INVESTMENT AND FINANCE COMPANY LIMITED

SCRIP CODE: NSE: CHOLAFIN; BSE: 511243

Class of Security: EQUITY

QUARTER ENDED: 30.06.2015

Partly paid-up shares	No. of partly paid-up shares	As a % of total no. of partly paid-up shares	As a % of total no. of shares of the Company
Held by promoter/promoter group	0	0	0
Held by Public	0	0	0
Total	0	0	0
Outstanding convertible securities:	No. of outstanding securities	As a % of total no. of outstanding convertible securities	As a % of total no. of shares of the Company assuming full conversion of the convertible securities
Held by promoter/promoter group	0	0	0
Held by Public	0	0	0
Total	0	0	0
Warrants:	No. of warrants	As a % of total no. of warrants	As a % of total no. of shares of the Company assuming full conversion of the warrants
Held by promoter/promoter group	0	0	0
Held by Public	0	0	0
Total	0	0	0
Total paid-up capital of the Company, assuming full conversion of warrants and convertible securities	143752414	0	100.00



STATEMENT SHOWING SHAREHOLDING PATTERN IN CLAUSE-35

NAME OF THE COMPANY: CHOLAMANDALAM INVESTMENT AND FINANCE COMPANY LIMITED


QUARTER ENDED: 30.06.2015

SCRIP CODE:


NSE - CHOLAFIN

BSE - 511243


CATEGORY CODE	CATEGORY OF SHAREHOLDER	NO OF SHAREHOLDERS	TOTAL NUMBER OF SHARES	NO OF SHARES HELD IN DEMATERIALIZED FORM	TOTAL SHAREHOLDING AS a % OF TOTAL NO OF SHARES		SHARES PLEDGED OR OTHERWISE ENCUMBERED	
					AS a PERCENTAGE of (A+B)	As a PERCENTAGE of (A+B+C)	NUMBER OF SHARES	AS a PERCENTAGE OF TOTAL NO. OF SHARES
(I)	(II)	(III)	(IV)	(V)	(VI)	(VII)	(VIII)	(IX)=(VIII)/(IV)*100
(A)	PROMOTER AND PROMOTER GROUP							
(1)	INDIAN							
(a)	Individuals /HUF	47	3277900	3277900	2.28	2.28	0	0.00
(b)	Central Government/State Government(s)	0	0	0	0.00	0.00	0	0.00
(c)	Bodies Corporate	15	79687304	79687304	55.43	55.43	0	0.00
(d)	Financial Institutions / Banks	0	0	0	0.00	0.00	0	0.00
	Any Other :							
	Sub-Total A(1) :	62	82965204	82965204	57.71	57.71	0.00	0.00
(2)	FOREIGN							
(a)	Individuals (NRIs/Foreign Individuals)	0	0	0	0.00	0.00	0	0.00
(b)	Bodies Corporate	0	0	0	0.00	0.00	0	0.00
(c)	Institutions	0	0	0	0.00	0.00	0	0.00
(d)	Qualified Foreign Investor	0	0	0	0.00	0.00	0	0.00
(e)	Any Other :	0	0	0	0.00	0.00	0	0.00
	Sub-Total A(2) :	0	0	0	0.00	0.00	0	0.00
	Total Shareholding of Promoter and Promoter Group A=A(1)+A(2)	62	82965204	82965204	57.71	57.71	0.00	0.00
(B)	PUBLIC SHAREHOLDING							
(1)	INSTITUTIONS							
(a)	Mutual Funds /UTI	57	11789333	11789233	8.20	8.20		
(b)	Financial Institutions /Banks	4	10367	10317	0.01	0.01		
(c)	Central Government / State Government(s)	0	0	0	0.00	0.00		
(d)	Venture Capital Funds	0	0	0	0.00	0.00		
(e)	Insurance Companies	0	0	0	0.00	0.00		
(f)	Foreign Institutional Investors	39	24391266	24391166	16.97	16.97		
(g)	Foreign Venture Capital Investors	0	0	0	0.00	0.00		
(h)	Qualified Foreign Investor	0	0	0	0.00	0.00		
(i)	Any Other :							
	- Multilateral Financial Institution	1	5915676	5915676	4.12	4.12		
	- Foreign Corporate Bodies	2	8714363	8714363	6.06	6.06		
	Sub-Total B(1) :	103	50821005	50820755	35.35	35.35		
(2)	NON-INSTITUTIONS							
(a)	Bodies Corporate	358	2009961	2004700	1.40	1.40		
(b)	Individuals							
	(i) Individual shareholders holding nominal share capital upto Rs.1 lakh	17240	4628069	4136012	3.22	3.22		
	(ii) Individual shareholders holding nominal share capital in excess of Rs.1 lakh	80	2639530	2639530	1.84	1.84		
(c)	Qualified Foreign Investor	0	0	0	0.00	0.00		
(d)	Any Other :							
	NON RESIDENT INDIANS	298	458717	445411	0.32	0.32		
	TRUST	3	199080	199080	0.14	0.14		
	FOREIGN NATIONALS	1	10912	10912	0.01	0.01		
	CLEARING MEMBERS	44	19936	19936	0.01	0.01		
	Sub-Total B(2) :	18024	9966205	9455581	6.93	6.93		
	Total Public Shareholding B=B(1)+B(2) :	18127	60787210	60276336	42.29	42.29		
	Total (A+B) :	18189	143752414	143241540	100.00	100.00		
(C)	Shares held by custodians, against which Depository Receipts have been issued							
1	Promoter and Promoter Group	0	0	0	0.00	0.00		
2	Public	0	0	0	0.00	0.00		
	Sub-Total (C) :	0	0	0	0.00	0.00		
	GRAND TOTAL (A+B+C) :	18189	143752414	143241540	100.00	100.00	0	0.00




(I)(b) Statement showing holding of Securities (including shares, warrants, convertible securities) of persons belonging to the category "Promoter and Promoter Group"											
Sr. No.	Name of the shareholder	Details of shares held		Encumbered shares			Details of Warrants		Details of convertible securities		Total shares (including underlying shares assuming full conversion of warrants and convertible securities) as a % of diluted shares capital
		No. of shares held	As a % of grand total (A)+(B)+(C)	Number	As a percentage	As a % of grand total (A)+(B)+(C) of sub-clause (I)(a)	No. of Warrants held	As a % total number of warrants of the same class	Number of convertible securities held	As a % total number of convertible securities of the same class	
(I)	(II)	(III)	(IV)	(V)	(VI)=(V)/(III)*100	(VII)	(VIII)	(IX)	(X)	(XI)	(XII)
1	M V Murugappan	236250	0.16	0	0.00	0.00	0	0.00	0	0.00	0.00
2	M V Valli Murugappan	149626	0.10	0	0.00	0.00	0	0.00	0	0.00	0.00
3	Valli Arunachalam	30250	0.02	0	0.00	0.00	0	0.00	0	0.00	0.00
4	M Vellachi	38638	0.03	0	0.00	0.00	0	0.00	0	0.00	0.00
5	Valli Muthiah	0	0.00	0	0	0.00	0	0.00	0	0.00	0.00
6	Umaya R	9891	0.01	0	0.00	0.00	0	0.00	0	0.00	0.00
7	M V Subbiah	150578	0.10	0	0.00	0.00	0	0.00	0	0.00	0.00
		2000	0.00	0	0.00	0.00	0	0.00	0	0.00	0.00
8	M V Seetha Subbiah	249074	0.17	0	0.00	0.00	0	0.00	0	0.00	0.00
9	Sivagami Natesan	0	0.00	0	0	0.00	0	0.00	0	0.00	0.00
10	Valli Subbiah	644	0.00	0	0.00	0.00	0	0.00	0	0.00	0.00
11	S Vellayan	245493	0.17	0	0.00	0.00	0	0.00	0	0.00	0.00
12	Kanika Subbiah	13400	0.01	0	0.00	0.00	0	0.00	0	0.00	0.00
13	Karthik Subbiah	0	0.00	0	0	0.00	0	0.00	0	0.00	0.00
14	Kabir Subbiah	0	0.00	0	0	0.00	0	0.00	0	0.00	0.00
15	A Vellayan	27157	0.02	0	0.00	0.00	0	0.00	0	0.00	0.00
16	Lalitha Vellayan	27926	0.02	0	0.00	0.00	0	0.00	0	0.00	0.00
17	Valli Annamalai	2500	0.00	0	0.00	0.00	0	0.00	0	0.00	0.00
18	V Narayanan	50800	0.04	0	0.00	0.00	0	0.00	0	0.00	0.00
19	Vasanth Vellayan	0	0.00	0	0	0.00	0	0.00	0	0.00	0.00
20	V Arunachalam	48503	0.03	0	0.00	0.00	0	0.00	0	0.00	0.00
21	Nagalakshmi Arunachalam	3192	0.00	0	0.00	0.00	0	0.00	0	0.00	0.00
22	A Venkatachalam	41921	0.03	0	0.00	0.00	0	0.00	0	0.00	0.00
23	Meyammai Venkatachalam	10051	0.01	0	0.00	0.00	0	0.00	0	0.00	0.00
24	Arun Venkatachalam	80750	0.06	0	0.00	0.00	0	0.00	0	0.00	0.00
25	MV.AR Meenakshi	170631	0.12	0	0.00	0.00	0	0.00	0	0.00	0.00
26	M M Murugappan	8748	0.01	0	0.00	0.00	0	0.00	0	0.00	0.00
27	Meenakshi Murugappan	66762	0.05	0	0.00	0.00	0	0.00	0	0.00	0.00
28	M M Veerappan	9211	0.01	0	0.00	0.00	0	0.00	0	0.00	0.00
29	M M Seethalakshmi	0	0.00	0	0	0.00	0	0.00	0	0.00	0.00
30	M M Muthiah	9211	0.01	0	0.00	0.00	0	0.00	0	0.00	0.00
31	Solachi Ramanathan	4000	0.00	0	0.00	0.00	0	0.00	0	0.00	0.00
32	M M Venkatachalam	65525	0.05	0	0.00	0.00	0	0.00	0	0.00	0.00
33	Lakshmi Venkatachalam	112183	0.08	0	0.00	0.00	0	0.00	0	0.00	0.00
34	M V Muthiah	29301	0.02	0	0.00	0.00	0	0.00	0	0.00	0.00
35	M V Subramanian	7153	0.00	0	0.00	0.00	0	0.00	0	0.00	0.00
36	M A Alagappan	492376	0.34	0	0.00	0.00	0	0.00	0	0.00	0.00
		71170	0.05	0	0.00	0.00	0	0.00	0	0.00	0.00
37	A A Alagammai	46250	0.03	0	0.00	0.00	0	0.00	0	0.00	0.00
38	Lakshmi Ramaswamy	70876	0.05	0	0.00	0.00	0	0.00	0	0.00	0.00
39	Valli Alagappan	0	0.00	0	0	0.00	0	0.00	0	0.00	0.00
40	Arun Alagappan	190000	0.13	0	0.00	0.00	0	0.00	0	0.00	0.00
41	A Keertika Unnamalai	53938	0.04	0	0.00	0.00	0	0.00	0	0.00	0.00
42	Master Pranav Alagappan	47438	0.03	0	0.00	0.00	0	0.00	0	0.00	0.00
43	M A M Arunachalam	39376	0.03	0	0.00	0.00	0	0.00	0	0.00	0.00
44	Sigappi Arunachalam	0	0.00	0	0	0.00	0	0.00	0	0.00	0.00
45	AM Meyammai	60376	0.04	0	0.00	0.00	0	0.00	0	0.00	0.00
46	Lakshmi Chockalingam	1337	0.00	0	0.00	0.00	0	0.00	0	0.00	0.00
47	Master Dhruv Murugappan Arunachalam	0	0.00	0	0	0.00	0	0.00	0	0.00	0.00




(I)(b) Statement showing holding of Securities (including shares, warrants, convertible securities) of persons belonging to the category "Promoter and Promoter Group"											
Sr. No.	Name of the shareholder	Details of shares held		Encumbered shares			Details of Warrants		Details of convertible securities		Total shares (including underlying shares assuming full conversion of warrants and convertible securities) as a % of diluted shares capital
		No. of shares held	As a % of grand total (A)+(B)+(C)	Number	As a percentage	As a % of grand total (A)+(B)+(C) of sub-clause (I)(a)	No. of Warrants held	As a % total number of warrants of the same class	Number of convertible securities held	As a % total number of convertible securities of the same class	
(I)	(II)	(III)	(IV)	(V)	(VI)=(V)/(III)*100	(VII)	(VIII)	(IX)	(X)	(XI)	(XII)
48	Vedhika Meyyammai Arunachalam	21656	0.02	0	0.00	0.00	0	0.00	0	0.00	0.00
49	E.I.D.PARRY (INDIA) LTD.	393	0.00	0	0.00	0.00	0	0.00	0	0.00	0.00
50	Parry America Inc	0	0.00	0	0	0.00	0	0.00	0	0.00	0.00
51	Parrys Investments Limited	0	0.00	0	0	0.00	0	0.00	0	0.00	0.00
52	Parry Infrastructure Company Private Limited	0	0.00	0	0	0.00	0	0.00	0	0.00	0.00
53	Parrys Sugar Limited	0	0.00	0	0	0.00	0	0.00	0	0.00	0.00
54	Parry Phytoremedies Private Ltd (earlier known as Phytoremedies Biolabs Private Ltd)	0	0.00	0	0	0.00	0	0.00	0	0.00	0.00
55	Parry Agrochem Exports Ltd	0	0.00	0	0	0.00	0	0.00	0	0.00	0.00
56	Coromandel International Ltd (Earlier known as Coromandel Fertilisers Ltd.)	0	0.00	0	0	0.00	0	0.00	0	0.00	0.00
57	Alimtec S.A.	0	0.00	0	0	0.00	0	0.00	0	0.00	0.00
58	Liberty Pesticides & Fertilizers Limited (LPFL)	0	0.00	0	0	0.00	0	0.00	0	0.00	0.00
59	Parry Chemicals Limited	0	0.00	0	0	0.00	0	0.00	0	0.00	0.00
60	CFL Mauritius Limited	0	0.00	0	0	0.00	0	0.00	0	0.00	0.00
61	Sabero Europe BV	0	0.00	0	0	0.00	0	0.00	0	0.00	0.00
62	Sabero Australia Pty Ltd	0	0.00	0	0	0.00	0	0.00	0	0.00	0.00
63	Sabero Organics America SA	0	0.00	0	0	0.00	0	0.00	0	0.00	0.00
64	Sabero Argentina SA	0	0.00	0	0	0.00	0	0.00	0	0.00	0.00
65	Sabero Organics Philippines Asia Inc.	0	0.00	0	0	0.00	0	0.00	0	0.00	0.00
66	Sabero Organics Mexico S.A. de C.V.	0	0.00	0	0	0.00	0	0.00	0	0.00	0.00
67	Coromandel Brasil Ltda (Limited Liability Company)	0	0.00	0	0	0.00	0	0.00	0	0.00	0.00
68	Coromandel SQM (India) Ltd.	0	0.00	0	0	0.00	0	0.00	0	0.00	0.00
69	Coromandel Getax Phosphates Pte. Ltd., Singapore	0	0.00	0	0	0.00	0	0.00	0	0.00	0.00
70	Yanmar Coromandel Agrisolutions Pvt. Ltd.	0	0.00	0	0	0.00	0	0.00	0	0.00	0.00
71	Tunisian Indian Fertilizer S.A., Tunisia	0	0.00	0	0	0.00	0	0.00	0	0.00	0.00
72	Foskor (Pty) Limited, South Africa	0	0.00	0	0	0.00	0	0.00	0	0.00	0.00
73	Parrys Sugar Industries Limited	0	0.00	0	0	0.00	0	0.00	0	0.00	0.00
74	US Nutraceuticals LLC	0	0.00	0	0	0.00	0	0.00	0	0.00	0.00
75	Silkroad Sugar Private Ltd	0	0.00	0	0	0.00	0	0.00	0	0.00	0.00
76	Dare Investments Limited	0	0.00	0	0	0.00	0	0.00	0	0.00	0.00
77	New Ambadi Estates Pvt. Ltd.	0	0.00	0	0	0.00	0	0.00	0	0.00	0.00
78	Ambadi Investments Pvt Ltd.	0	0.00	0	0	0.00	0	0.00	0	0.00	0.00
79	Murugappa Holdings Ltd. (Formerly Parry Agro Industries Ltd.)	176	0.00	0	0.00	0.00	0	0.00	0	0.00	0.00
80	Parry Enterprises India Ltd.	393	0.00	0	0.00	0.00	0	0.00	0	0.00	0.00
81	Parry Agro Industries Ltd. (Formerly Parry Estates Limited)	0	0.00	0	0	0.00	0	0.00	0	0.00	0.00
82	Ambadi Enterprises Ltd.	58276	0.04	0	0.00	0.00	0	0.00	0	0.00	0.00
83	Ambadi Holdings Pvt. Ltd.	7218410	5.02	0	0.00	0.00	0	0.00	0	0.00	0.00
84	Muruappa Management Services Ltd.	0	0.00	0	0	0.00	0	0.00	0	0.00	0.00
85	Parry Murray Ltd. UK	0	0.00	0	0	0.00	0	0.00	0	0.00	0.00
86	Tube Investments of India Ltd.	72233019	50.25	0	0.00	0.00	0	0.00	0	0.00	0.00
87	TI Tsubamex Pvt Ltd	0	0.00	0	0	0.00	0	0.00	0	0.00	0.00
88	Financiere C 10	0	0.00	0	0	0.00	0	0.00	0	0.00	0.00
89	Sedis, SAS	0	0.00	0	0	0.00	0	0.00	0	0.00	0.00
90	Societe De Commercialisation De Composants Industriels	0	0.00	0	0	0.00	0	0.00	0	0.00	0.00
91	Sedis Company Ltd.	0	0.00	0	0	0.00	0	0.00	0	0.00	0.00



(I)(b) Statement showing holding of Securities (including shares, warrants, convertible securities) of persons belonging to the category "Promoter and Promoter Group"											
Sr. No.	Name of the shareholder	Details of shares held		Encumbered shares			Details of Warrants		Details of convertible securities		Total shares (including underlying shares assuming full conversion of warrants and convertible securities) as a % of diluted shares capital
		No. of shares held	As a % of grand total (A)+(B)+(C)	Number	As a percentage	As a % of grand total (A)+(B)+(C) of sub-clause (I)(a)	No. of Warrants held	As a % total number of warrants of the same class	Number of convertible securities held	As a % total number of convertible securities of the same class	
(I)	(II)	(III)	(IV)	(V)	(VI)=(V)/(III)*100	(VII)	(VIII)	(IX)	(X)	(XI)	(XII)
92	Shanthi Gears Ltd.	0	0.00	0	0	0.00	0	0.00	0	0.00	0.00
93	Cholamandalam Securities Ltd.	0	0.00	0	0	0.00	0	0.00	0	0.00	0.00
94	Cholamandalam Distribution Services Ltd.	0	0.00	0	0	0.00	0	0.00	0	0.00	0.00
95	Chola Insurance Services Pvt. Ltd.	0	0.00	0	0	0.00	0	0.00	0	0.00	0.00
96	Chola Business Services Ltd.	0	0.00	0	0	0.00	0	0.00	0	0.00	0.00
97	Kartik Investments Trust Limited	0	0.00	0	0	0.00	0	0.00	0	0.00	0.00
98	CherryTin Online Private Limited	0	0.00	0	0	0.00	0	0.00	0	0.00	0.00
99	Cholamandalam MS General Insurance Company Ltd.	0	0.00	0	0	0.00	0	0.00	0	0.00	0.00
100	Cholamandalam MS Risk Services Ltd.	0	0.00	0	0	0.00	0	0.00	0	0.00	0.00
101	TI Financial Holdings Limited	0	0.00	0	0	0.00	0	0.00	0	0.00	0.00
102	Carborundum Universal Ltd.	100	0.00	0	0.00	0.00	0	0.00	0	0.00	0.00
103	CUMI America Inc.	0	0.00	0	0	0.00	0	0.00	0	0.00	0.00
104	Net Access (India) limited	0	0.00	0	0	0.00	0	0.00	0	0.00	0.00
105	Southern Energy Development Corporation Ltd.	0	0.00	0	0	0.00	0	0.00	0	0.00	0.00
106	Sterling Abrasives Ltd.	0	0.00	0	0	0.00	0	0.00	0	0.00	0.00
107	CUMI (Australia) Pty Ltd	0	0.00	0	0	0.00	0	0.00	0	0.00	0.00
108	CUMI Canada Inc.	0	0.00	0	0	0.00	0	0.00	0	0.00	0.00
109	CUMI Middle East FZE	0	0.00	0	0	0.00	0	0.00	0	0.00	0.00
110	CUMI International Ltd	0	0.00	0	0	0.00	0	0.00	0	0.00	0.00
111	Volzhsky Abrasives Works	0	0.00	0	0	0.00	0	0.00	0	0.00	0.00
112	Foskor Zirconia Pty Limited, South Africa	0	0.00	0	0	0.00	0	0.00	0	0.00	0.00
113	Cellaris Refractories India Ltd	0	0.00	0	0	0.00	0	0.00	0	0.00	0.00
114	CUMI Abrasives and Ceramics Company Ltd, China	0	0.00	0	0	0.00	0	0.00	0	0.00	0.00
115	CUMI Europe s.r.o	0	0.00	0	0	0.00	0	0.00	0	0.00	0.00
116	Thukela Refractories Isithebe Proprietary Limited	0	0.00	0	0	0.00	0	0.00	0	0.00	0.00
117	Wendt (India) Ltd.	0	0.00	0	0	0.00	0	0.00	0	0.00	0.00
118	Murugappa Morgan Thermal Ceramics Ltd.	0	0.00	0	0	0.00	0	0.00	0	0.00	0.00
119	CIRIA India Ltd.	0	0.00	0	0	0.00	0	0.00	0	0.00	0.00
120	Presmet Pvt. Ltd.	788	0.00	0	0.00	0.00	0	0.00	0	0.00	0.00
121	Coromandel Engineering Company Limited	262	0.00	0	0.00	0.00	0	0.00	0	0.00	0.00
122	Murugappa Educational & Medical Foundation	393	0.00	0	0.00	0.00	0	0.00	0	0.00	0.00
123	M A Alagappan Holdings Private Limited	31000	0.02	0	0.00	0.00	0	0.00	0	0.00	0.00
124	AMM Vellayan Sons P Ltd.	5315	0.00	0	0.00	0.00	0	0.00	0	0.00	0.00
125	MM Muthiah Sons P Ltd.	0	0.00	0	0	0.00	0	0.00	0	0.00	0.00
126	Kadamane Estates Company	0	0.00	0	0	0.00	0	0.00	0	0.00	0.00
127	Yelnoorkhan Group Estates	0	0.00	0	0	0.00	0	0.00	0	0.00	0.00
128	Murugappa & Sons (M.V.MURUGAPPAN, M A Alagappan and M M Murugappan hold shares on behalf of the Firm)	0	0.00	0	0	0.00	0	0.00	0	0.00	0.00
129	MM Muthiah Research Foundation	28350	0.02	0	0.00	0.00	0	0.00	0	0.00	0.00
130	M A Murugappan Holdings Pvt Limited	15000	0.01	0	0.00	0.00	0	0.00	0	0.00	0.00
131	AMM Foundation	0	0.00	0	0	0.00	0	0.00	0	0.00	0.00
132	Genfour Properties Pvt. Ltd.	0	0.00	0	0	0.00	0	0.00	0	0.00	0.00
133	A R Lakshmi Achi Trust	95429	0.07	0	0.00	0.00	0	0.00	0	0.00	0.00
134	M V Seetha Subbiah Benefit Trust (S Vellayan & A Vellayan holds shares on behalf of the Trust)	52800	0.04	0	0.00	0.00	0	0.00	0	0.00	0.00




(I)(b) Statement showing holding of Securities (including shares, warrants, convertible securities) of persons belonging to the category "Promoter and Promoter Group"											
Sr. No.	Name of the shareholder	Details of shares held		Encumbered shares			Details of Warrants		Details of convertible securities		Total shares (including underlying shares assuming full conversion of warrants and convertible securities) as a % of diluted shares capital
		No. of shares held	As a % of grand total (A)+(B)+(C)	Number	As a percentage	As a % of grand total (A)+(B)+(C) of sub-clause (I)(a)	No. of Warrants held	As a % total number of warrants of the same class	Number of convertible securities held	As a % total number of convertible securities of the same class	
(I)	(II)	(III)	(IV)	(V)	(VI)=(V)/(III)*100	(VII)	(VIII)	(IX)	(X)	(XI)	(XII)
135	Valli Subbiah Benefit Trust (S Vellayan & A Vellayan holds shares on behalf of the Trust)	46675	0.03	0	0.00	0.00	0	0.00	0	0.00	0.00
136	MA.Alagappan Grand Children Trust (Arun Alagappan & A A Alagammai holds shares on behalf of the Trust)	26033	0.02	0	0.00	0.00	0	0.00	0	0.00	0.00
137	Arun Murugappan Children's Trust (MAM Arunachalam & Sigappi Arunachalam holds shares on behalf of the Trust)	28232	0.02	0	0.00	0.00	0	0.00	0	0.00	0.00
138	MA.Murugappan & MA.Alagappan Grand Children Trust (M A Alagappan & M A M Arunachalam holds shares on behalf of the Trust)	29701	0.02	0	0.00	0.00	0	0.00	0	0.00	0.00
139	Murugappan Arunachalam ChildrenTrust (M.A.ALAGAPPAN & M A M Arunachalam holds shares on behalf of the Trust)	14881	0.01	0	0.00	0.00	0	0.00	0	0.00	0.00
140	V S Bhairavi Trust (M V Subbiah & Kanika Subbiah holds shares on behalf of the Trust)	45000	0.03	0	0.00	0.00	0	0.00	0	0.00	0.00
141	K S Shambhavi Trust (M V Subbiah & S Vellayan holds shares on behalf of the Trust)	38416	0.03	0	0.00	0.00	0	0.00	0	0.00	0.00
TOTAL		82965204	57.71	0	0	0	0	0	0	0	0



(1)(c)(i) Statement showing holding of securities (including shares, warrants, convertible securities) of persons belonging to the category "Public" and holding more than 1% of the total number of shares								
Sr. No.	Name of the shareholder	Number of shares held	Shares as a percentage of total number of shares (i.e., Grand Total (A)+(B)+(C) indicated in Statement at	Details of warrants		Details of convertible securities		Total shares (including underlying shares assuming full conversion of warrants and convertible securities) as a
				Number of warrants	As a % total number of warrants of the same class	Number of convertible securities held	% w.r.t total number of convertible securities of the same class	
1	NORWEST VENTURE PARTNERS X FII - MAURITIUS	7082726	4.93	0	0.00	0	0.00	0.00
2	CREADOR I, LLC	6627727	4.61	0	0.00	0	0.00	0.00
3	AMANSA HOLDING PRIVATE LIMITED	6144336	4.27	0	0.00	0	0.00	0.00
4	INTERNATIONAL FINANCE CORPORATION	5915676	4.12	0	0.00	0	0.00	0.00
5	HSBC BANK (MAURITIUS) LIMITED A/C JWALAMUKHI INVESTMENT HOLDINGS	3122828	2.17	0	0.00	0	0.00	0.00
6	APAX VIII GP CO. LIMITED A/C CORNALINA ACQUISITION(FII) LIMITED	2957838	2.06	0	0.00	0	0.00	0.00
7	HDFC TRUSTEE COMPANY LTD - A/C HDFC MID - CAP OPPORTUNITIES FUND	2900000	2.02	0	0.00	0	0.00	0.00
8	AQUARIUS INVESTMENTS LTD	2086636	1.45	0	0.00	0	0.00	0.00
	TOTAL :	36837767	25.63	0	0	0	0	0


(1)(c)(ii) Statement showing holding of securities (including shares, warrants, convertible securities) of persons (together with PAC) belonging to the category "public" and holding more than 5% of the total number of shares of the company								
Sr. No.	Name(s) of the shareholder(s) and the Persons Acting in Concert (PAC) with them	Number of shares	Shares as a percentage of total number of shares (i.e., Grand Total (A)+(B)+(C) indicated in Statement at para (1)(a) above)	Details of warrants		Details of convertible securities		Total shares (including underlying shares assuming full conversion of warrants and convertible securities) as a % of diluted
				Number of warrants held	As a % total number of warrants of the same class	Number of convertible securities held	% w.r.t total number of convertible securities of the same class	
1	Nil	Nil	Nil	0	0.00	0	0.00	0.00
	TOTAL :	0	0.00	0	0.00	0	0.00	0.00



(I)(d) STATEMENT SHOWING DETAILS OF LOCKED-IN SHARES"			
SR. NO	NAME OF THE SHAREHOLDER	NO. OF LOCKED- IN SHARES	LOCKED IN SHARES AS A % OF TOTAL NO. OF SHARES {i.e. GRAND TOTAL (A)+(B)+(C) INDICATED IN STATEMENT AT PARA (I)(a) ABOVE}
TOTAL :		0	0.00

(II)(a) STATEMENT SHOWING DETAILS OF DEPOSITORY RECEIPTS (DRS)				
SR. NO	TYPE OF OUTSTANDING DR (ADRs, GDRs, SDRs, etc.)	NO OF OUTSTANDING DRs	NUMBER OF SHARES UNDERLYING OUTSTANDING DRs	SHARES UNDERLYING OUTSTANDING DRs AS A % OF TOTAL NO OF SHARES (i.e. Grand Total (A)+(B)+(C) indicated in statement at para(I)(a) above)
TOTAL :		0	0	0

(II)(b) STATEMENT SHOWING HOLDING OF DEPOSITORY RECEIPTS (DRS), WHERE UNDERLYING SHARES HELD BY "PROMOTER/PROMOTER GROUP" ARE IN EXCESS OF 1% OF THE TOTAL NUMBER OF SHARES				
SR. NO	NAME OF THE DR HOLDER	TYPE OF OUTSTANDING DR (ADRs, GDRs, SDRs, etc.)	NUMBER OF SHARES UNDERLYING OUTSTANDING DRs	SHARES UNDERLYING OUTSTANDING DRs AS A % OF TOTAL NO OF SHARES (i.e. Grand Total (A)+(B)+(C) indicated in statement at para(I)(a) above)
TOTAL :		0	0	0



CHOLAMANDALAM INVESTMENT AND FINANCE COMPANY LIMITED

Statement showing the voting pattern of shareholders, if more than one class of shares/securities is issued by the issuer as on 30.06.2015							
(III)(a) Category Code	Category of Shareholder	Number of Voting Rights held in each class of securities			Total Voting Rights (III+IV+V)	Total Voting Rights i.e.(IV)	
		Class X - EQUITY (III)	Class Y (IV)	Class Z (V)		As a percentage of (A+B) (VII)	As a percentage of (A+B+C)
(A)	PROMOTER AND PROMOTER GROUP						
(1)	INDIAN						
(a)	Individuals / Hindu Undivided Family						
(b)	Central Government /State Government(s)						
(c)	Bodies Corporate						
(d)	Financial Institutions / Banks						
(e)	Any Other - Promoter Trust						
	Sub-Total (A)(1)						
(2)	Foreign						
(a)	Individuals (Non-Resident Individuals/Foreign Individuals)						
(b)	Bodies Corporate						
(c)	Institutions						
(d)	Any Other (Specify)						
	Sub-Total (A)(2)						
	Total Shareholding of Promoter and Promoter Group (A) = (A)(1) + (A)(2)						
(B)	Public shareholding						
(1)	Institutions						
(a)	Mutual Funds/UTI						
(b)	Financial Institutions /Banks						
(c)	Central Government / State Government(s)						
(d)	Venture Capital Funds						
(e)	Insurance Companies						
(f)	Foreign Institutional Investors						
(g)	Foreign Venture Capital Investors						
(h)	Any Other (Specify)						
	Sub-Total (B)(1)						
(2)	Non-institutions						
(a)	Bodies Corporate						
(b)	Individuals						
	i. Individual shareholders holding nominal share capital up to Rs.1 lakh.						
	ii. Individual shareholding nominal share capital in excess of Rs.1 lakh						
(c)	Any Other (Specify)						
	Sub-Total B(2)						
	Total PublicShareholding B=B(1)+B(2)						
	TOTAL (A+B)						
(C)	Shares held by Custodians and against which Depository Receipts have been issued						
	GRAND TOTAL (A+B+C) :						

Not Applicable

