

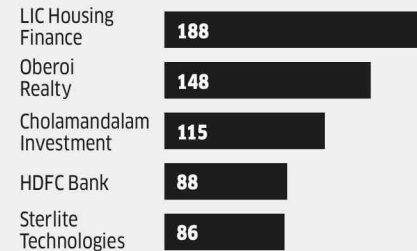
# ET WEALTH TOP 50 STOCKS

Every week we put about 3,000 stocks through four key filters and rate them on a mix of factors. The end result of this is the listing of the top 50 stocks based on the composite rating to help ease your fortune hunt.

	RANK		PRICE ₹	GROWTH %*		VALUATION RATIOS				RISK		RATING	
	Current Rank	Previous Rank	Stock Price	Revenue	Net Profit	PE	PB	Div Yield	PEG	Downside Risk	Bear Beta	No. of Analysts	Consensus Rating
Redington India	1	16	119	11.70	288.98	9.93	1.36	1.92	0.03	1.55	1.45	11	4.73
PTC India	2	11	85	26.09	34.49	7.24	0.65	3.50	0.23	1.57	2.32	11	4.73
Apollo Tyres	3	12	269	20.93	57.76	20.25	1.59	1.09	0.38	1.28	1.85	22	4.59
Coal India	4	7	296	17.70	118.82	25.92	7.42	5.71	0.21	0.99	0.80	30	4.17
VA Tech Wabag	5	5	446	17.61	46.97	18.50	2.16	0.90	0.40	1.30	1.26	21	4.67
Allcargo Logistics	6	9	125	20.34	36.95	17.99	3.14	1.59	0.30	1.16	0.97	10	4.60
Apar Inds	7	14	706	6.27	53.65	18.70	2.61	1.38	0.35	1.08	0.38	11	4.82
Oil India	8	10	216	18.51	22.96	5.94	0.87	5.77	0.27	1.28	0.52	29	3.79
Jubilant Life Sciences	9	21	789	22.90	50.83	19.13	3.01	0.39	0.39	1.58	1.02	15	4.87
NCC	10	NR	120	28.73	470.16	42.97	1.95	0.33	0.10	1.76	1.98	19	4.79
Grasim Industries	11	23	1,040	19.32	74.00	25.47	1.54	0.53	0.31	1.06	1.46	14	4.36
NTPC	12	13	168	10.55	19.62	13.01	1.40	2.96	0.58	0.76	0.75	30	4.50
Oberoi Realty	13	20	507	148.01	174.48	37.75	2.84	0.39	0.22	1.60	1.93	23	4.09
LIC Housing Finance	14	24	475	187.80	15.60	11.92	1.88	1.30	0.59	1.09	1.45	44	3.80
Granules India	15	NR	78	19.17	34.02	15.08	1.99	1.25	0.40	1.71	2.04	12	4.42
Ceat	16	26	1,362	15.96	60.33	23.17	2.12	0.83	0.40	1.48	2.40	21	4.29
Motherson Sumi Systems	17	29	310	23.34	62.75	40.94	6.76	0.64	0.65	1.19	0.72	35	4.37
Dr Reddy's Laboratories	18	25	1,937	12.55	72.00	32.98	2.56	1.02	0.45	1.27	0.85	45	3.40
IRB Infrastructure	19	27	231	23.57	19.86	8.97	1.45	3.37	0.45	1.47	1.88	23	4.04
Jain Irrigation Systems	20	32	104	17.01	75.91	23.98	1.21	0.72	0.33	1.83	1.89	10	4.50
Maruti Suzuki	21	30	8,537	40.19	24.24	32.74	6.06	0.87	0.92	0.73	0.81	51	4.35
Skipper	22	46	183	21.81	30.95	15.80	2.93	0.93	0.52	1.74	0.96	11	4.55
Bajaj Auto	23	33	2,750	36.18	21.03	18.85	3.89	1.99	0.85	0.83	1.11	53	3.70
Bharat Heavy Electricals	24	18	84	15.71	195.62	69.96	0.94	1.59	0.36	1.25	1.75	40	2.60
CESC	25	37	1,019	7.26	29.95	13.60	1.22	1.16	0.49	1.04	1.50	21	4.38
Indiabulls Housing Fin.	26	31	1,243	23.37	24.33	13.71	3.94	3.42	0.61	1.21	1.35	15	4.27
Alkem Laboratories	27	NR	1,917	16.87	66.06	36.78	5.19	0.76	0.55	1.01	0.83	16	4.69
Apollo Hospitals Ent.	28	36	950	18.00	539.03	113.9	4.21	0.61	0.51	1.15	1.19	22	4.45
Gujarat Gas	29	41	866	26.39	94.36	40.25	6.31	0.35	0.36	0.99	0.44	22	3.95
Reliance Inds	30	40	921	20.08	23.82	15.12	1.86	0.60	0.78	0.95	1.58	40	4.25
Petronet LNG	31	35	220	42.32	16.01	15.63	4.03	1.15	0.98	1.15	0.75	39	4.26
NHPC	32	NR	27	26.75	18.19	15.41	0.94	4.59	0.77	1.03	0.69	10	3.90
Somany Ceramics	33	NR	528	17.61	38.98	28.25	3.85	0.50	0.72	1.21	0.75	17	4.76
APL Apollo Tubes	34	34	1,874	30.95	43.95	27.69	6.16	0.64	0.64	1.37	0.97	10	4.60
NBCC India	35	NR	92	36.42	51.14	46.43	8.38	0.58	0.23	1.25	1.35	14	4.43
Cholamandalam Invest.	36	43	1,529	114.82	28.99	24.59	4.65	0.42	0.85	1.19	1.32	25	4.52
Cipla	37	44	525	19.83	33.74	29.98	3.38	0.38	0.88	1.04	0.91	45	4.04
Jagran Prakashan	38	NR	164	11.89	24.79	17.12	2.50	1.82	0.67	1.01	0.84	19	4.00
HDFC Bank	39	NR	2,139	87.61	21.86	29.35	4.98	0.54	1.37	0.60	0.92	55	4.69
Arvind	40	50	388	15.97	61.71	32.15	2.63	0.61	0.51	1.36	1.73	17	4.18
HeidelbergCement India	41	39	153	13.59	33.89	26.11	3.32	1.34	0.62	1.35	1.46	12	4.58
DLF	42	42	210	1.61	150.90	8.41	1.53	0.58	0.06	1.71	2.72	16	3.00
Escorts	43	45	932	38.91	146.23	32.54	6.97	0.16	0.16	1.46	1.63	13	4.31
Bharat Electronics	44	28	114	21.19	21.70	19.61	3.66	2.14	0.96	1.23	1.39	23	4.30
Sterlite Technologies	45	47	330	86.34	140.64	38.39	11.12	0.23	0.28	1.86	1.86	12	5.00
Sun Pharmaceutical Ind.	46	NR	480	17.13	65.82	53.99	3.06	0.71	0.82	1.34	1.05	42	3.26
Torrent Pharmaceuticals	47	NR	1,412	31.29	34.07	35.45	5.53	0.97	0.98	1.14	1.12	30	3.93
Emami	48	NR	1,046	18.37	95.35	77.45	11.81	0.50	0.80	1.05	0.57	36	4.17
Hindustan Zinc	49	49	296	14.30	23.99	13.54	3.50	2.71	0.60	1.15	1.41	29	3.69
Mindtree	50	NR	1,008	21.37	37.87	29.39	6.05	0.98	0.74	1.27	0.93	33	3.09


## 1 Fast growing stocks

Top 5 stocks with the highest expected revenue % growth over the previous year



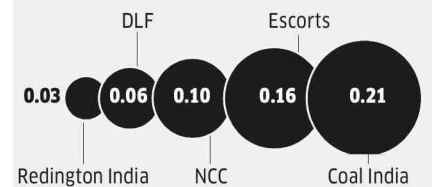
## 2 Least expensive stocks

Top 5 stocks with the lowest price-earnings ratio



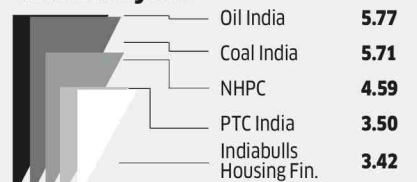
## 3 Best PEGs

Top 5 stocks with the least price-earnings to growth ratio



## 4 Income generators

Top 5 stocks with the highest dividend yield



## 5 Least risky

Top 5 stocks with the lowest downside risk

